


Geometric New Earth projection



Wim van Es

Geometric New Earth projection

Wim van Es

Geometric New Earth projection
Wim van Es

© 2024 Wim van Es

info@wim-vanes.nl

CIP - data Koninklijke Bibliotheek, The Hague


ISBN: 978-90-9038367-5

NUR: 921

Keyword: fundamental math.

© No part of this book may reproduced in any form, be print, photoprint, microfilm or any other means without written permission from the publisher.

Geometric New Earth projection



Wim van Es

Preface.

This publication questions the Earth projection that humans have assumed for centuries, without further investigating this projection based on realistic observations. By this I mean the projection that the Earth revolves around the Sun. As humans on Earth, we know nothing other than that this is the case. No one has ever investigated this further.

You might laugh if someone claims this.

However, I am going to prove this to you and I am sure that no scientist can refute this evidence, let alone explain it differently based on the known projection he now uses.

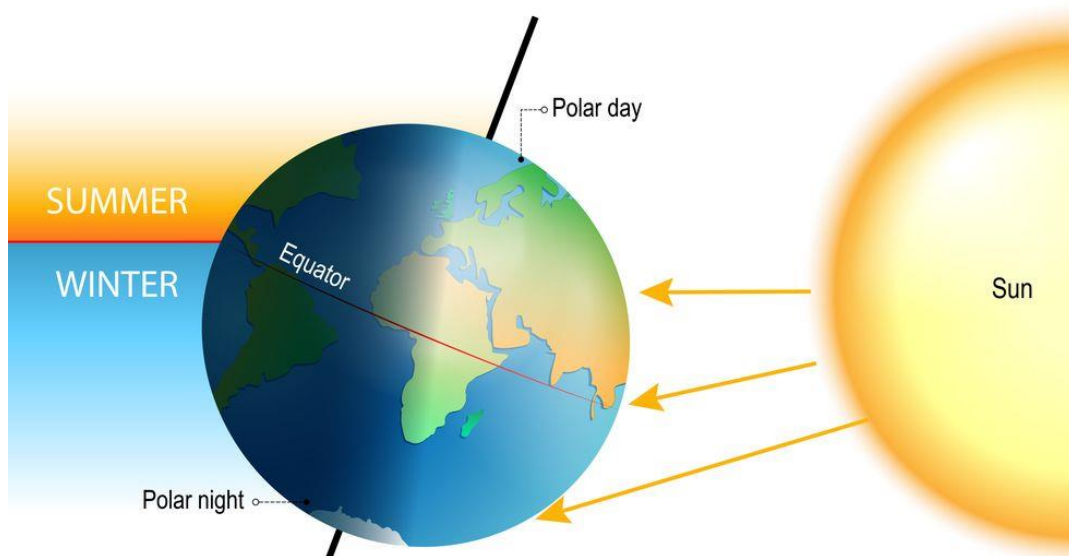


Figure 1

Figure 1 is the Earth projection that we use worldwide. The seasons are incorporated here. So I show you that this is not possible. And if there is a scientist on Earth who can explain this, I would like to hear it.

I will show you the projection that is possible and is the case, because there is no other projection possible than the one I describe in this publication.

You can now ask yourself two questions?

Can I explain how, based on simple Earth observations, the Sun is level with the Earth as shown in Figure 1?

Can I explain how it is possible that I can see the Belt of Orion (constellation Orion) at night in September and March based on the Earth projection shown in Figure 1?

You will see that this is not possible based on the Earth projection that we as humans now use.

I am going to explain this to you and I am going to provide you with the correct projection, there is no other projection possible than the one stated in this publication.

The most important phenomenon that needs to be mentioned here is that we can only observe one (1) part of the Universe. So, we don't see the whole Universe.



Wim van Es

March 2024

Introduction

You may wonder why I question a scientifically accepted statement: that the Earth revolves around the Sun? Some laugh when they read and hear this. So it says something about those who do not know, about those who are not scientifically literate, and about scientists who have not done the right research and continue on what they learned as a child and later as a student, and in this way teach their own students, without further investigating whether what they are transferring is true.

Galileo already said it: the Earth revolves around the Sun. Centuries before people thought differently, they thought that the Sun revolved around the Earth. Galileo was branded a heretic because he trashed an age-old teaching structure.

So, he was right, but he did not indicate how the Earth would revolve around the Sun.

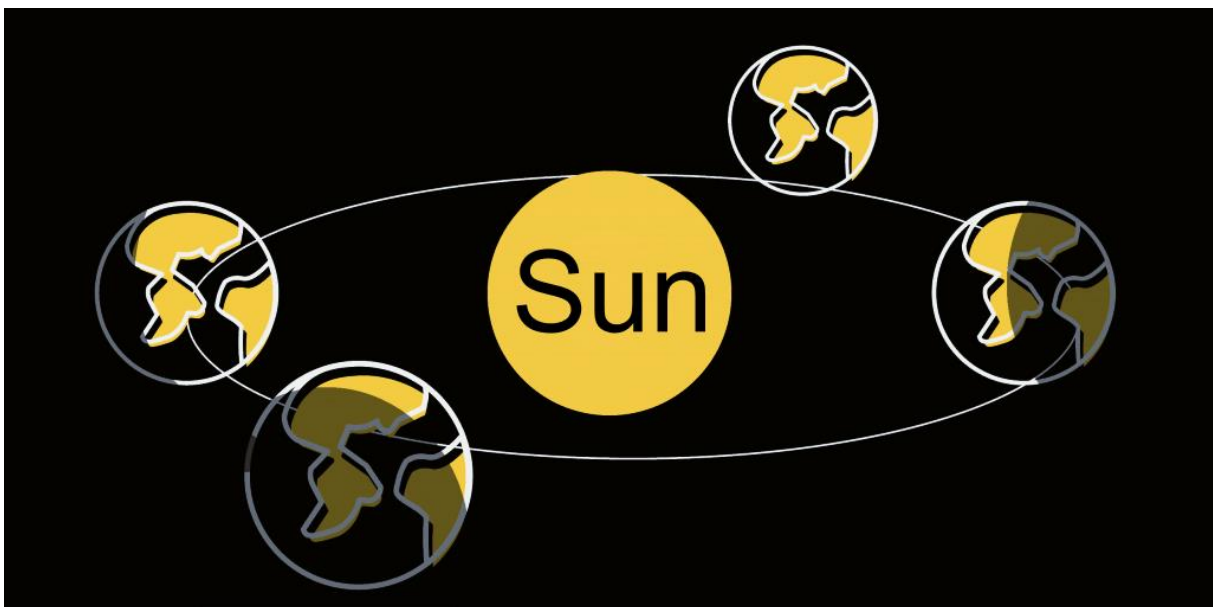


Figure 2

After a few decades, people started to look more into it, how could the seasons be displayed in the projection and much more? Ultimately, the projection shown in figure 2 was accepted and from that moment on, 400 years ago, this was the reality and the truth. Now 400 years later, no further research has been done into it and this projection has been fully accepted in science.

It is this projection, that I will examine in this publication.

Sun - Earth projection

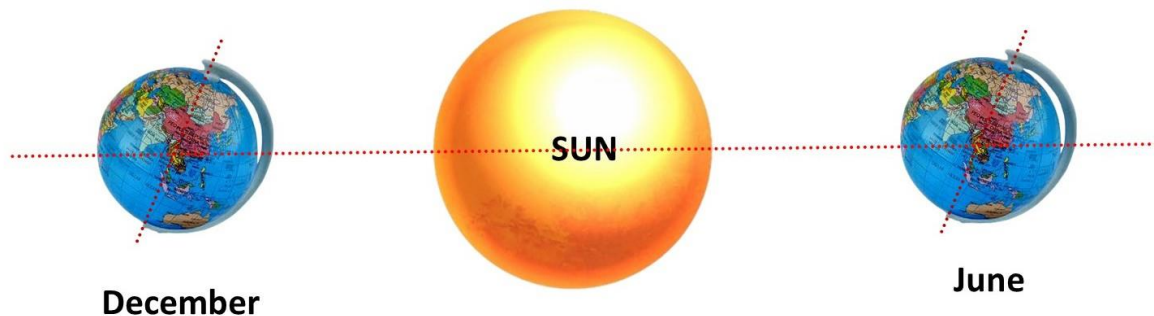


Figure 3

Figure 3 shows a more detailed picture of how the Earth is relative to the Sun in June and December. The red dotted lines are the imaginary oblique axes of the Earth (seasons) and the horizontal axis is of the Earth relative to the Sun.

So this is the current knowledge that we as humans have, regarding the relationship Earth - Sun.

The question I ask in this publication is, is this projection correct? Is this projection practically possible, if you compare actual observations with the widely accepted projection?

How it started.

It started on Wednesday, August 11, 1999, the day of the great solar eclipse. I was standing on a parking deck in Maastricht at 1 p.m. waiting for the Moon to obscure the Sun. Many people stood still for a moment to observe the special phenomenon. And yes, that's where it started. The Moon slowly moved in front of the Sun and the enthusiasm of the people was audible in a collective ohhh.... The Moon clearly passed in front of the Sun (as seen from the Earth's surface) from right to left (figure 4). Two minutes and it was over, after which people started moving again and went about their day's work.




Figure 4

Nice, you would say, if it weren't for the fact that I was left with a confused hangover. It was as if an inner voice said to me: "What do you see?" "Is the Moon moving between the Sun and Earth, or is the Earth moving past the Moon?" This was the time to investigate the phenomenon I saw (the solar eclipse). The Moon's shadow passed over the Earth from West to East. If this were the case, and it was clearly visible, then the Moon would have to be moving faster than the Earth at that moment.

I was going to investigate this. How was it again? What did we learn at school? Figure 5 is the example.

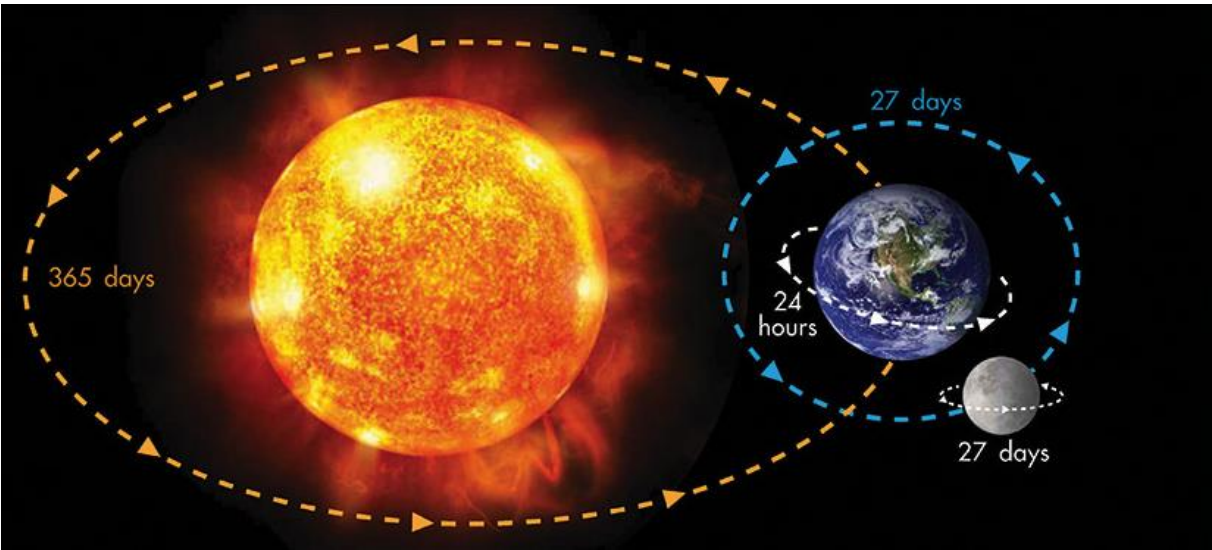


Figure 5

The Earth revolves around the Sun in 365 days, the Earth revolves around its own imaginary axis in 24 hours (1600 km per hour). The Moon revolves around the Earth in 27 days. If the Moon has orbited the Earth, the Earth has already rotated 27 times. The Earth rotates 27 times faster than the Moon.

On August 11, 1999, the Moon's shadow passed over the Earth from west to east (left to right) (figure 6).



Figure 6

In principle, the Moon's shadow should move from East to West (from right to left). However, he went from West to East (from left to right). How was that possible, I wondered? How could the Moon be faster than the Earth?

I included the Moon phases of August 1999, figure 7.




Figure 7

Figure 7 shows something on August 11 in the Moon cycle. The Moon has then darkened. What does that mean? See figure 8.

The Moon then stands directly behind the Earth in its monthly cycle, as position 1 in figure 8 indicates. How is it possible that the Moon passes the Earth a few hours later in speed, as position 2 in figure 8 shows. And then a few hours later it is back in position 1 and continues its planned 27-day lunar cycle.

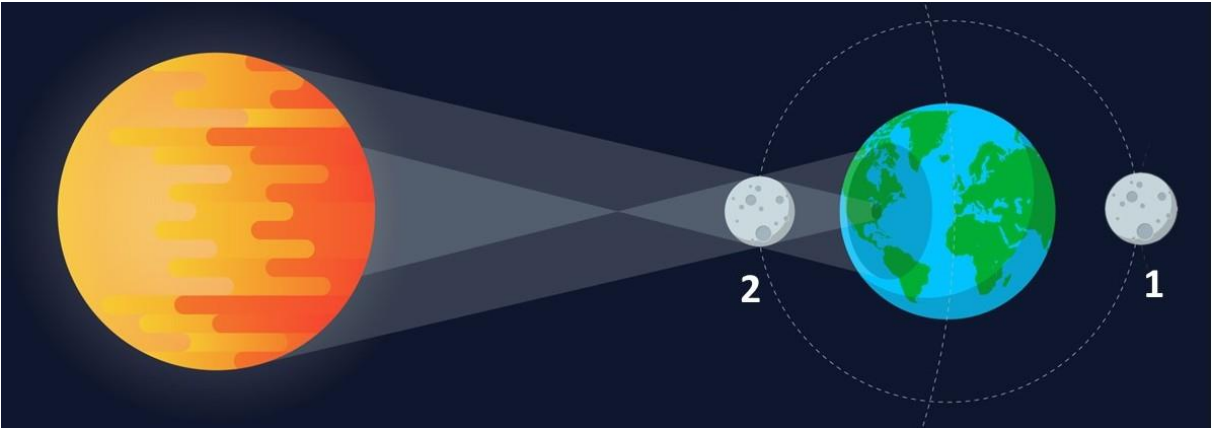


Figure 8

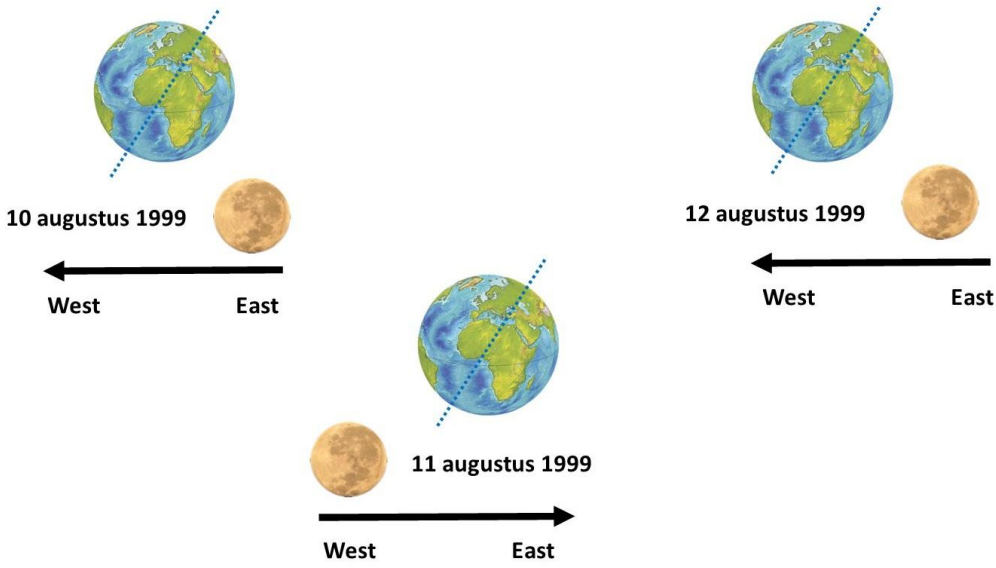


Figure 9

According to the planned cycle, the Moon goes from East to West (figure 9) and on August 11 it goes from West to East in one go, how is that possible? Is that logical and explainable?

It was not only the direction of the Moon and the direction of the Moon's shadow that raised questions for me, but also the position of the Sun and the Moon relative to the Earth. I (the black figure) saw the Sun at a viewing angle of 70 degrees in elevation in the Northern Hemisphere, from my vertical position (plumb bob) and horizon (horizontal line – level). Position 1, see figure 10.

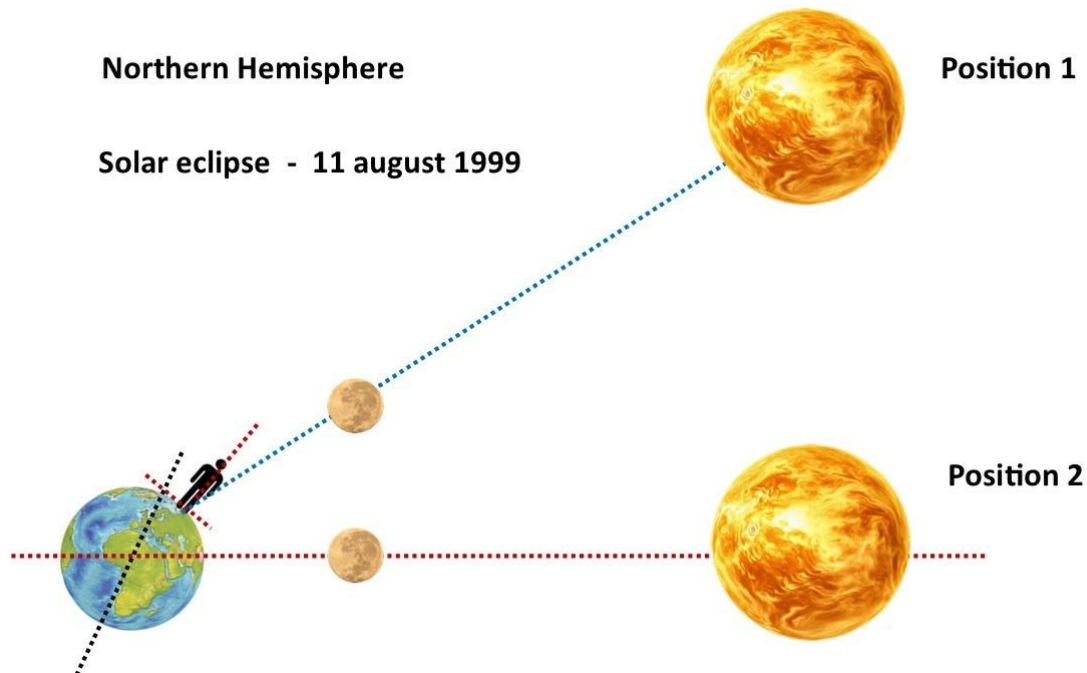


Figure 10

How can you explain the projection we know, that the Sun is in a horizontal line with Earth (position 2)? You would then see the Sun if you looked over the horizon, and you would never be able to see it in its entirety (position 2).

So the reality is different, you see it in position 1. And every person can observe that. This and much more made me more confused than ever when I saw the solar eclipse on August 11, 1999. I started researching this further. That's how it started.

Chapter 1.

Evidence of an impossible projection.

The first impossible projection is the relationship between the Sun and Earth. To study the projection in figures 2 and 3, you first need to know how we stand on Earth as humans. We always stand in a perpendicular line of balance on Earth. See figure 11. Wherever you stand on Earth, you are always the perpendicular. And you are standing always at the highest point of the Earth (Sphere).

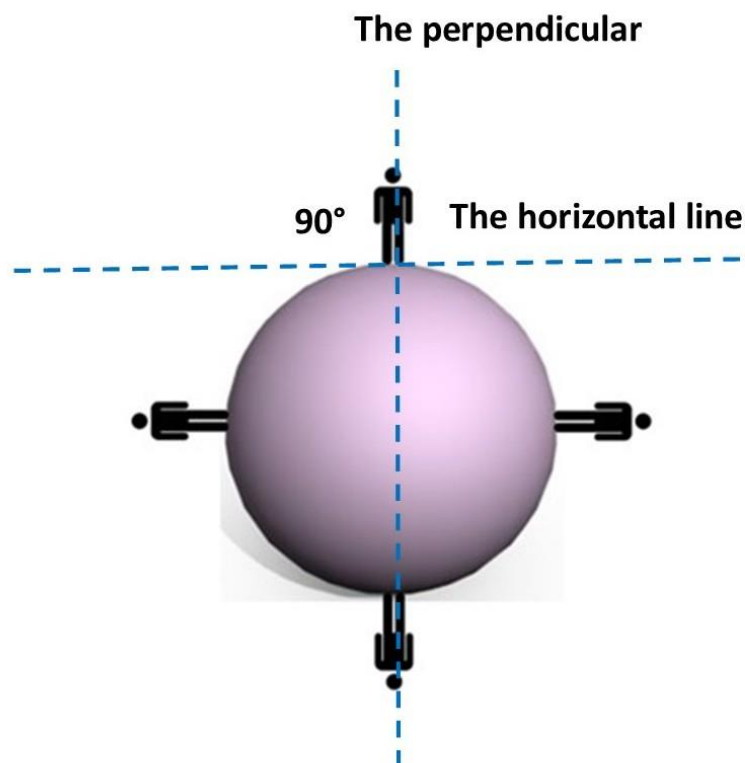


Figure 11

If you now draw a horizontal line under your feet, you will always be within a viewing angle of 90° . Wherever you stand. You can say that if you look across the horizon you have approximately determined the horizontal line.

If we now project the Earth as a sphere, you will see two positions in figure 12. Position 1 is the person standing perpendicularly in the Amsterdam area (Northern Hemisphere). Position 2 is the person standing perpendicular in the Sydney area (Southern Hemisphere).

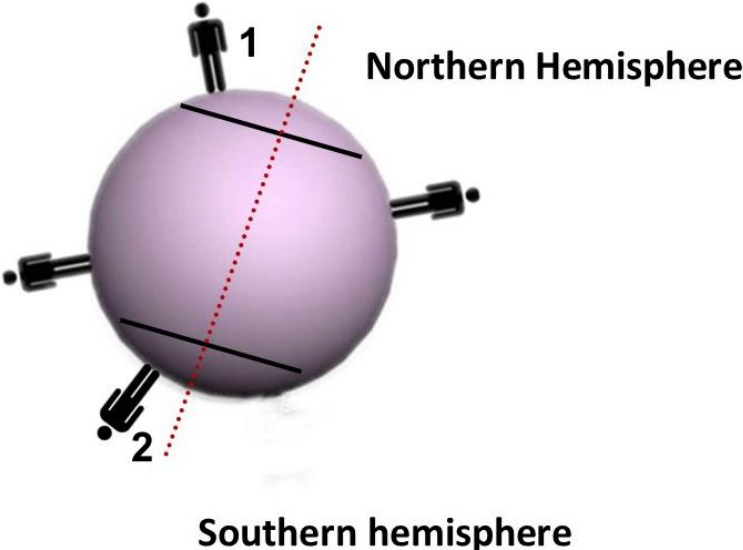


Figure 12

The horizon is the approximate horizontal line. If you want to measure the position exactly, use the plumb bob and the level, see figure 13.

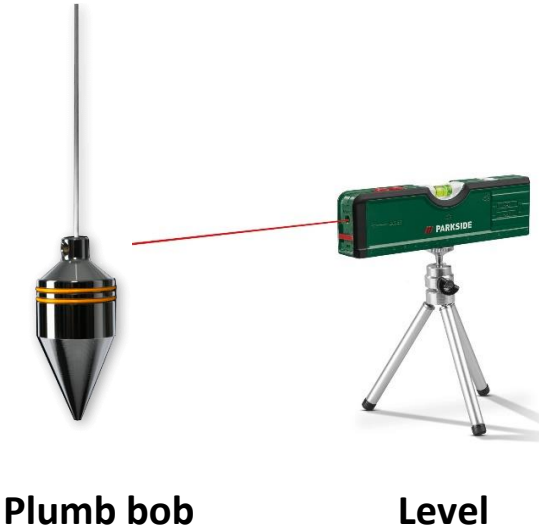


Figure 13

I now assume position 1, Amsterdam (Northern Hemisphere), figure 14. Suppose I assume that the projection below (figure 14) is correct. I am the perpendicular black figure on the sphere (Earth). At what viewing angle do I see the Sun? So under my feet is the horizontal line.

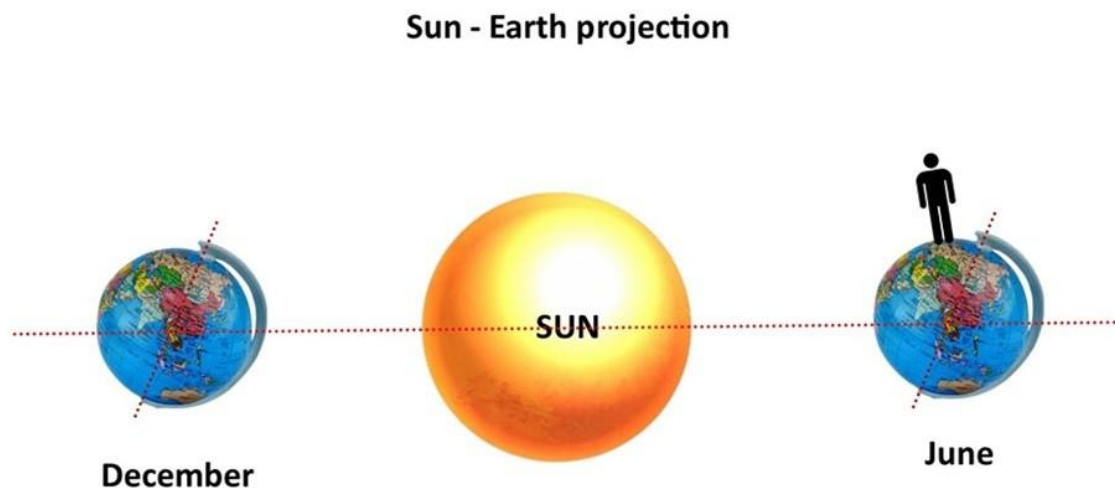


Figure 14

If you look closely and observe logically, you will see that you would never be able to see the Sun. In this projection it lies at a horizontal level. Suppose it were true, when you look across the horizon you would only be able to see the top half and never the sun in its entirety. And you would always see the sun behind the horizon, in a horizontal line.

This is not the case in practice. Because if you look at the sun from Amsterdam (Northern Hemisphere) in the summer, it will be high in the sky at a viewing angle of approximately 60° . If you were to look from Sydney (Southern Hemisphere - winter) position 2, the sun would be at a viewing angle of approximately 45° . See figure 15.

So this is reality, figure 15. You always see the Sun high in the sky and never on the horizontal line. You can observe it every day and also measure it exactly with a plumb bob, level and protractor. If you keep a fixed measuring time (12 p.m.) then this is perfect.

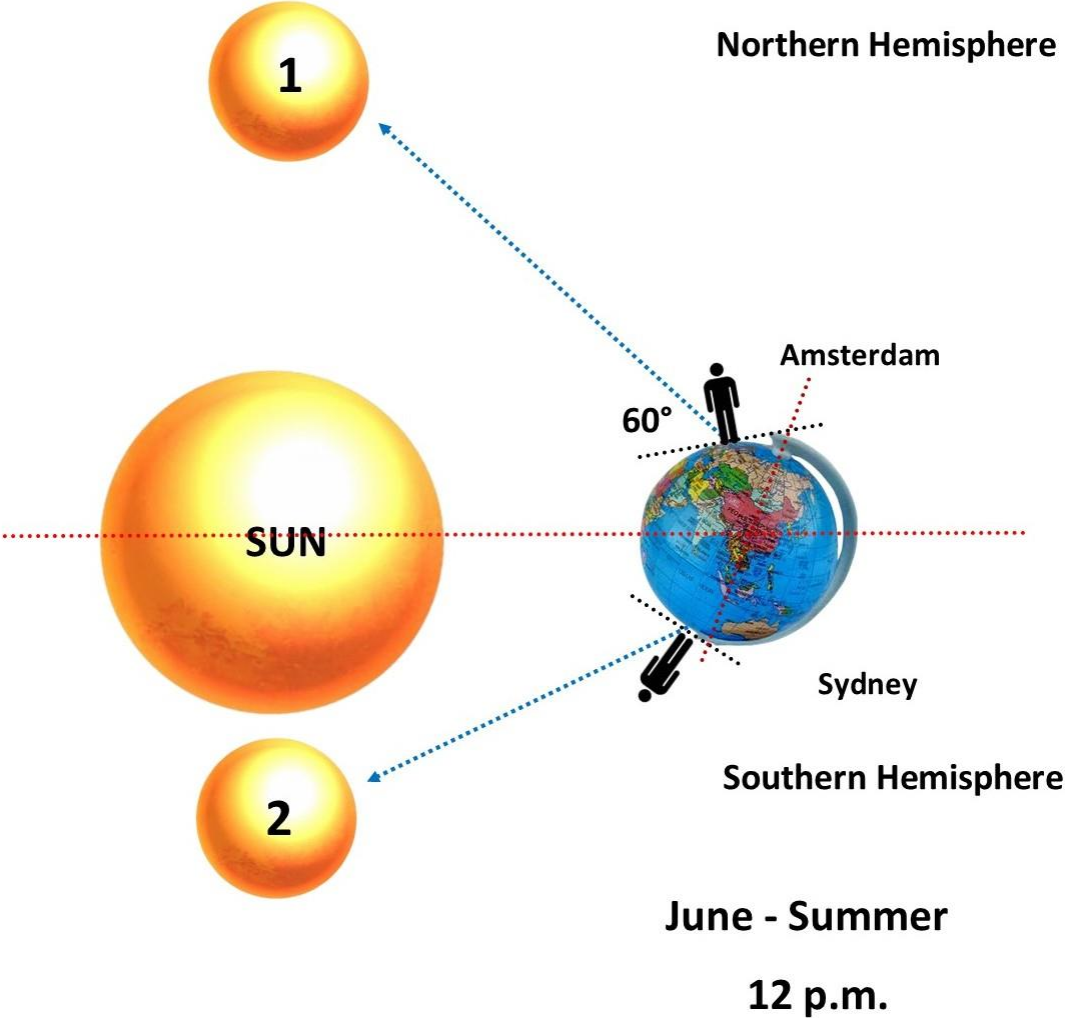


Figure 15

So you actually observe the Sun in positions 1 and 2. If we now expand the projection slightly as in figure 16, you will see the positions in winter and summer.

With a low winter sun the Sun is at a viewing angle of approximately 45° and with a high summer sun the Sun is at a viewing angle of approximately 60° . Figure 16.

But the Sun is never on a horizontal line, as the Earth projection puts it.

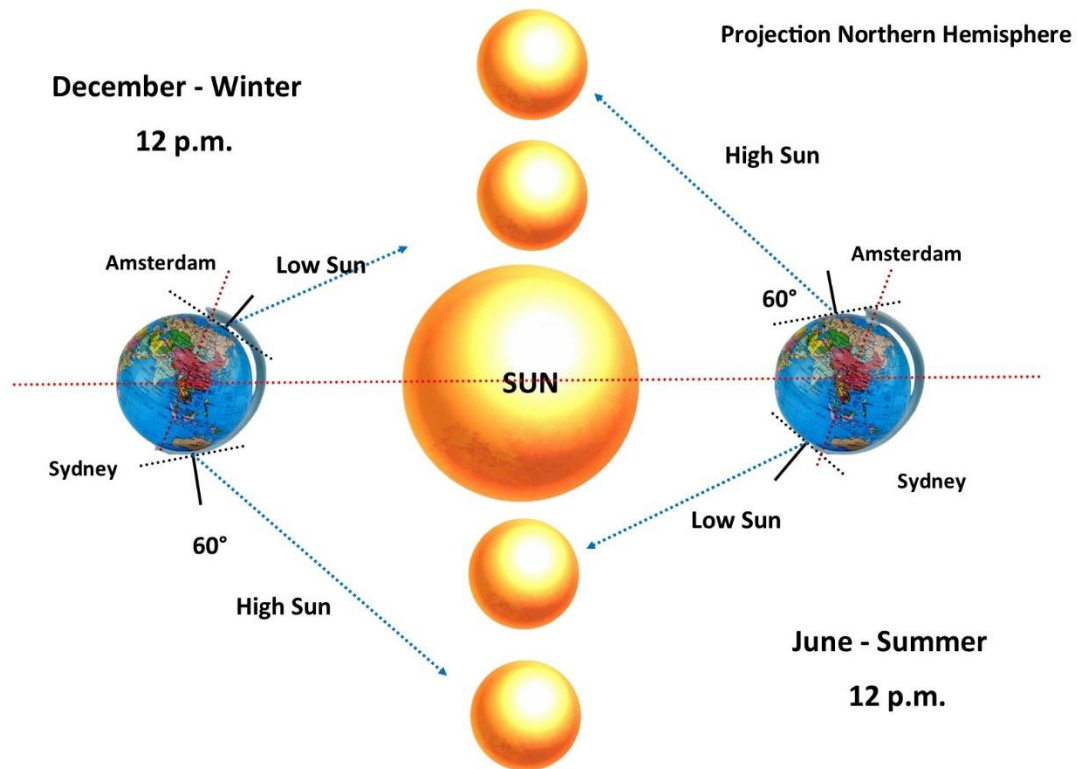


Figure 16

Figure 16 shows that the Earth projection depicted in figure 17 does not correspond to the actual observations that every human being can investigate for themselves. So you see that apparently no one has observed this in 400 years. An (impossible) projection is determined based on a theoretical model and not on a practical observation. And maintains this for 400 years.

For all those who stick to the Earth projection in figure 17. Then explain to me how I can see the (entire) Sun, from the horizontal viewing line A? And is that the reality? Do you scan the horizon to see the Sun?

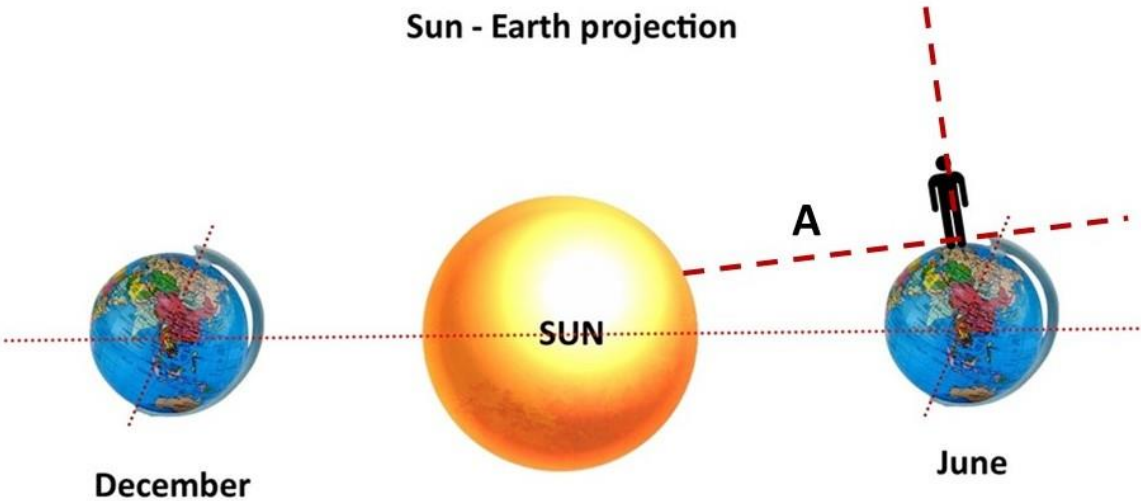


Figure 17

Short summary chapter 1.

Now realize that the projections in figures 14, 15, 16 and 17 are intended to question the impossibility of the Earth standard projection figures 2 and 3.

Figure 21 shows you the reality.

However, first a second impossible projection. Now not based on the sun but on the stars.



Chapter 2.

The Orion Mystery.

A second impossible projection is the relationship between the Sun - Earth and Orion's belt. See figure 18.

Figure 18 shows the standard projection that the Earth uses based on the Sun - Earth relationship. The stars clearly show that this projection cannot be correct.

If you look at the stars from the Northern Hemisphere (Amsterdam) at night or evening (position perpendicular black figure) on September 10, you will see Orion's belt (3 stars) shining in the sky. See figure 18.



Figure 18

The question now is what does the black figure see on March 10? If the Earth is on the other side of the Sun and the viewing angle is the other way (night), compared to the viewing angle of September 10?

What you see is that Orion's belt (3 stars) is still visible in the sky. How is that possible?

It is therefore impossible, if you adopted the Earth projection (figure 18) as the general standard projection. You could never see Orion's belt and yet you see it.

Now my projection.

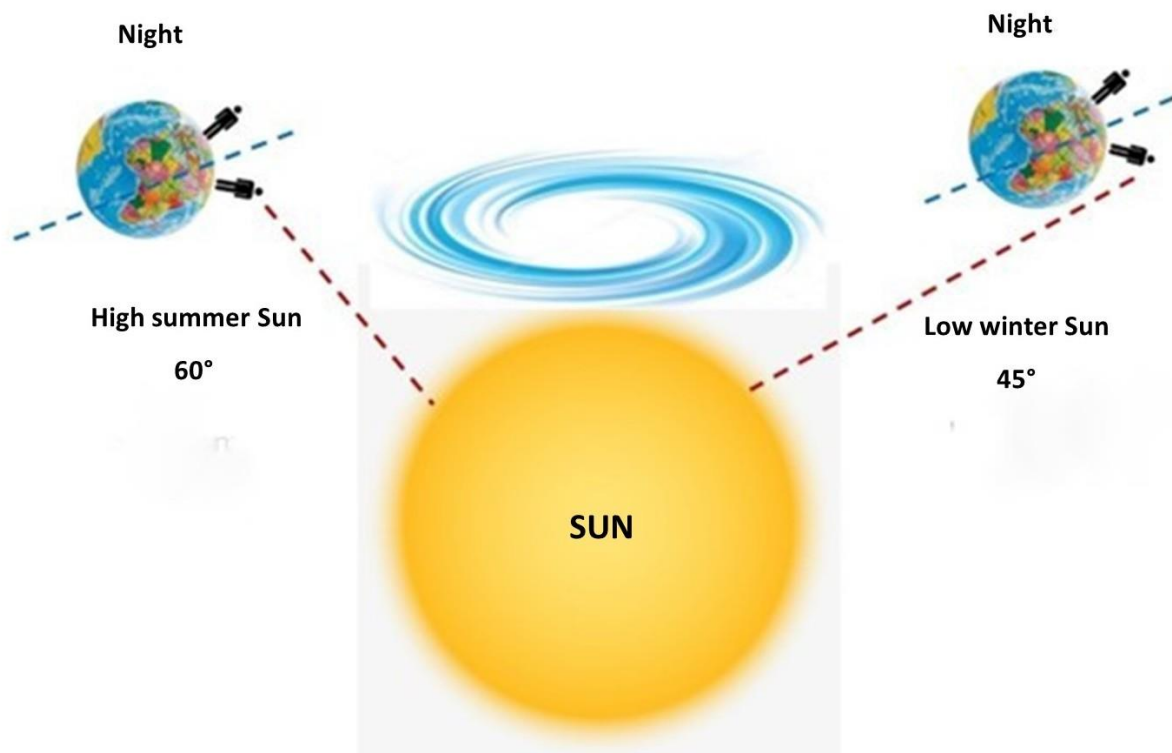


Figure 19

The Earth rotates slightly higher than the horizontal line relative to the sun, see figure 19. The imaginary axis tilts slightly more in the horizontal direction.

You now see how the Sun is in proper proportion (including the seasons) in all its Earth perpendicular observations.

Now we go to the stars.

From Figure 19, you can see Orion's belt (Northern Hemisphere) in both September and March. See figure 20.

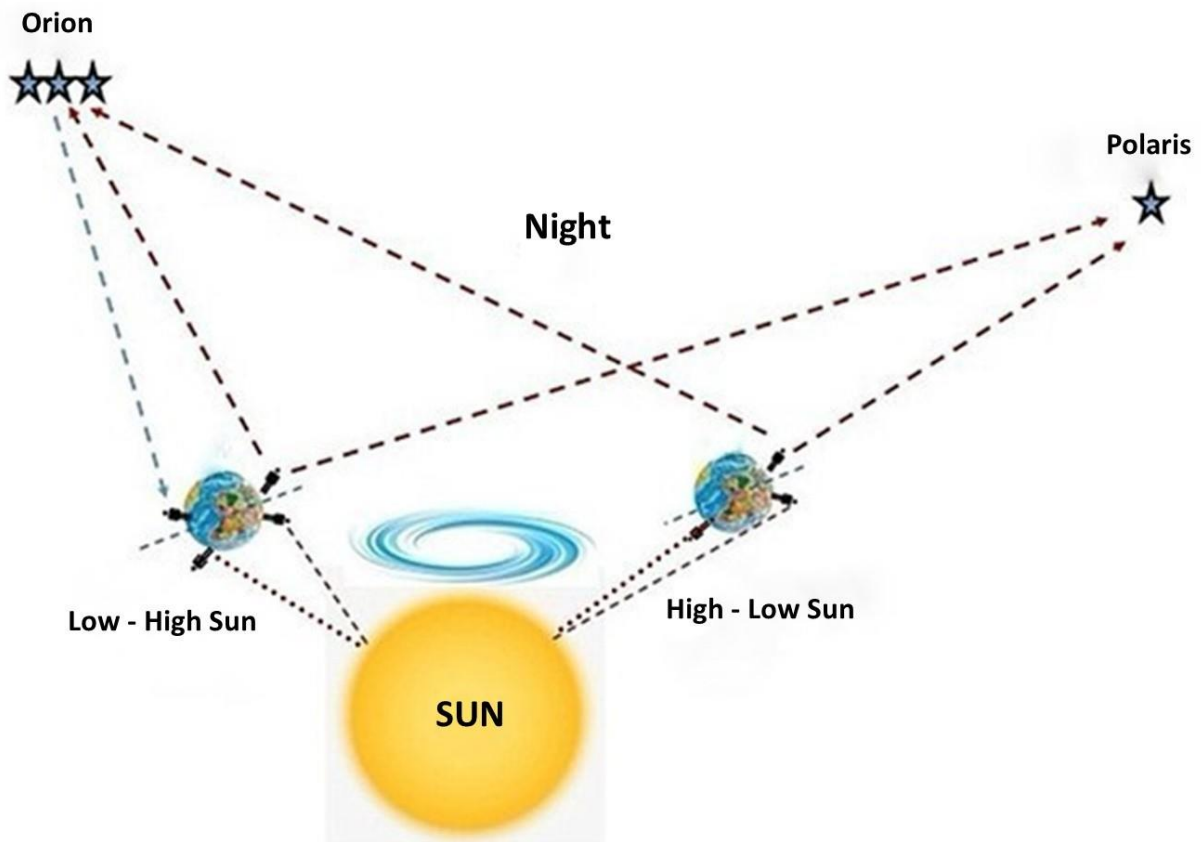


Figure 20

I have already described this in the booklet *'Mathematics of the Great Pyramid'*. Figure 20 therefore indicates the correct coordinated ratio for both the Sun - Earth ratio and for the Earth - Orion ratio. If we now look at the starry sky as a whole, you will see this shown in figure 21. From Polaris (Ursa Major) to Orion's Belt to the Southern Cross.

What you do not realize and do not know is that you only see one (1) side of the Universe and not the whole Universe. The whole Universe can only be observed if you are outside the solar system you are in.

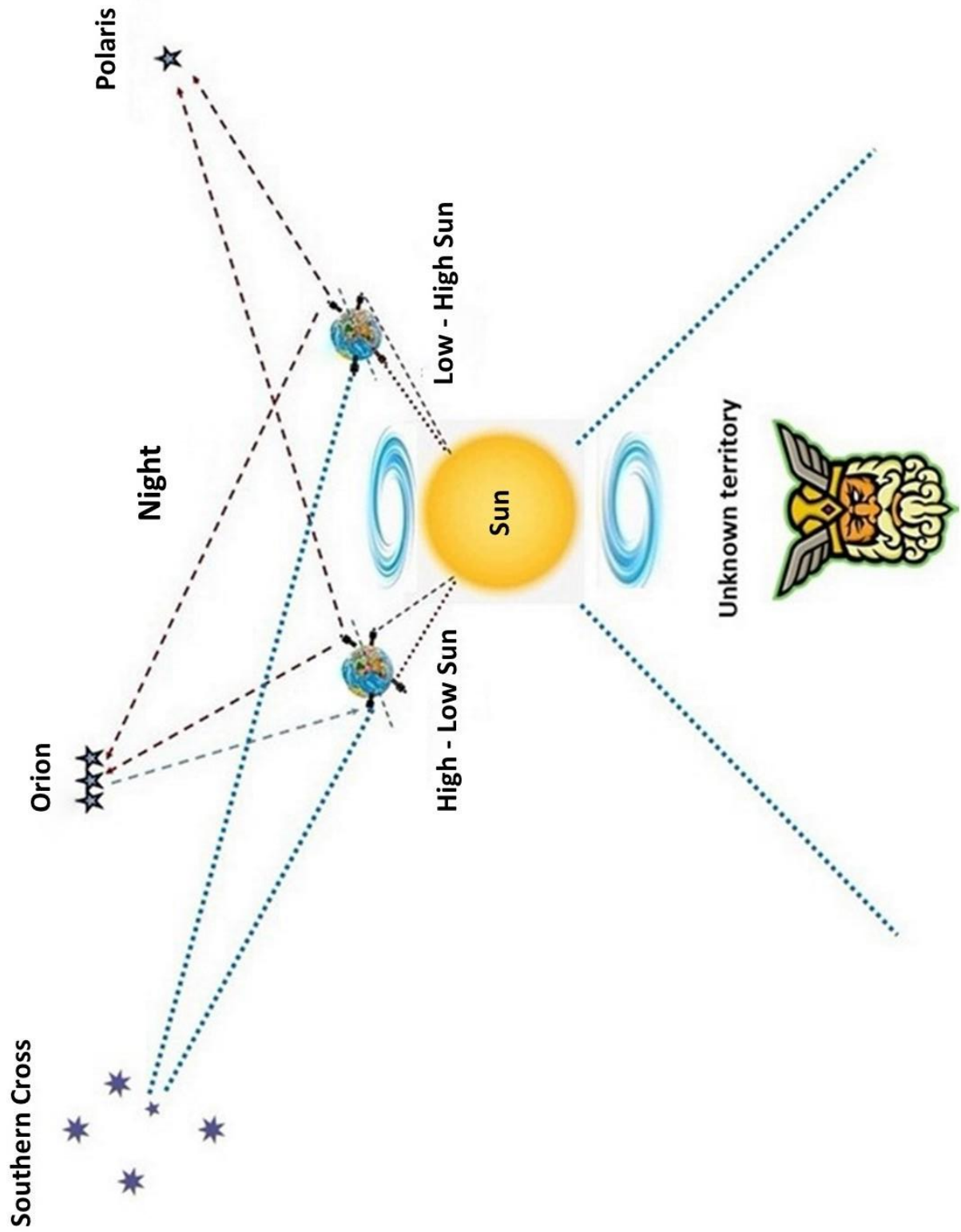


Figure 21

Chapter 3

Mythological symbols to reality.

As humans in these modern times we have lost touch with the beginning. The beginning that is recorded in the form of symbolism in all mythological stories, only modern people do not understand it and dismiss it all as fun ghost stories. Symbolic language is something that people have hardly heard of, let alone understood. I have already explained how the Egyptian symbol language of figure 22, 'Creation of the Earth', explains the creation of the Earth.



Creation of the Earth



One side seeing

Figure 22

The symbolic language of Norse mythology also provides insight. The God Odin comes to Earth and a raven pricks out his eye, so he only sees with one eye. If you take this childish story literally, you will not understand it. Now when you realize that this has a symbolic deeper hidden meaning (for initiates), that from Earth you can only see everything from one side, then you begin to understand.

In the beginning everything is recorded in symbols and symbolic stories. The reason is that only a small part of humanity, who was responsible for the creation of modern man, recorded this scientific symbol language in (childish) stories. There was a reason for this. The newly emerged human being on Earth only had a beginning and discovering childish consciousness, who found fairy tale stories fun and fascinating. The same applies to the Bible, for example. If you can mathematically interpret the cryptic numbers in the story of Noah (*publication 'Secret of the Great Pyramid'*), you will get a predictive timeline for the future, the present and the next hundreds of years.

The distortion.

Over the centuries, man has forgotten the scientific basis of the symbols and has subsequently distorted the symbolic language into childish concepts. The consciousness that man had in earlier times was based on gods, demons, superstition, etc. As a result, all knowledge from the beginning was lost. Nowadays people talk about mythology. A myth is a story that people have created because they had little or no scientific knowledge in the past. However, behind every myth there is indeed a scientific beginning. A beginning that was distorted after three centuries and acquired incomprehensible meaning in the centuries that followed. If you want to understand the myth, always look for the beginning. Then you will find the scientific knowledge hidden in it.

“When the 'parents' leave their children, they are at the mercy of the wolves.”

This quote is symbolic language and indicates the beginning of modern man on Earth. Do you understand this quote? Think about it.

Chapter 4

How is the Moon?

If you look for the Moon on March 1, 2024, you will see it in the (Northern Hemisphere - Amsterdam) at a viewing angle of 70° in the sky. See figure 23. Here again the question is: how can I observe the Moon in the horizontal line (equator), such as the standard Earth projection, in this way?

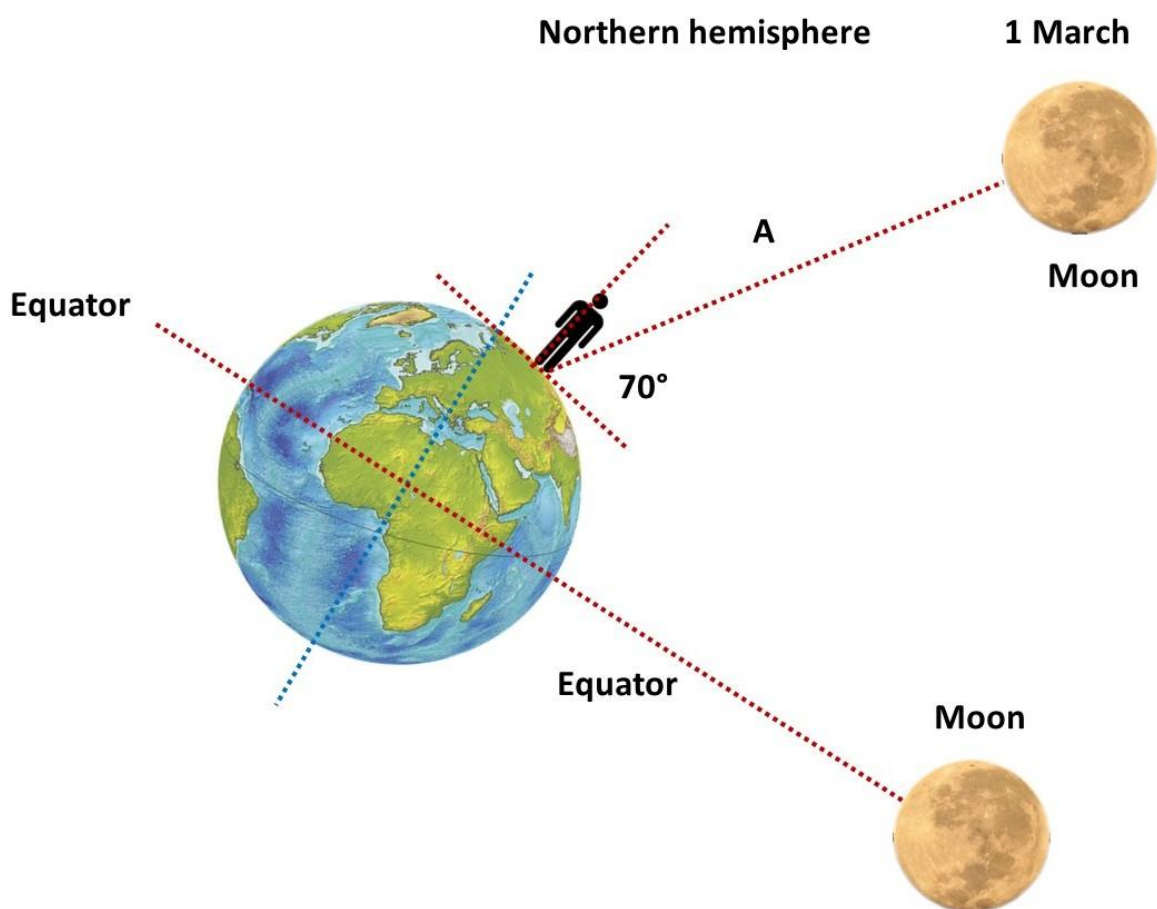


Figure 23

There is a big difference in perception regarding the Earth - Moon ratio to the Sun and stars.

The Moon is close and therefore we can observe it everywhere at every angle. If you take the perpendicular as a starting point, you can observe it at the same height in the sky at night from Amsterdam to Sydney. The Moon is therefore above the Earth, just as the Earth is slightly above the Sun.

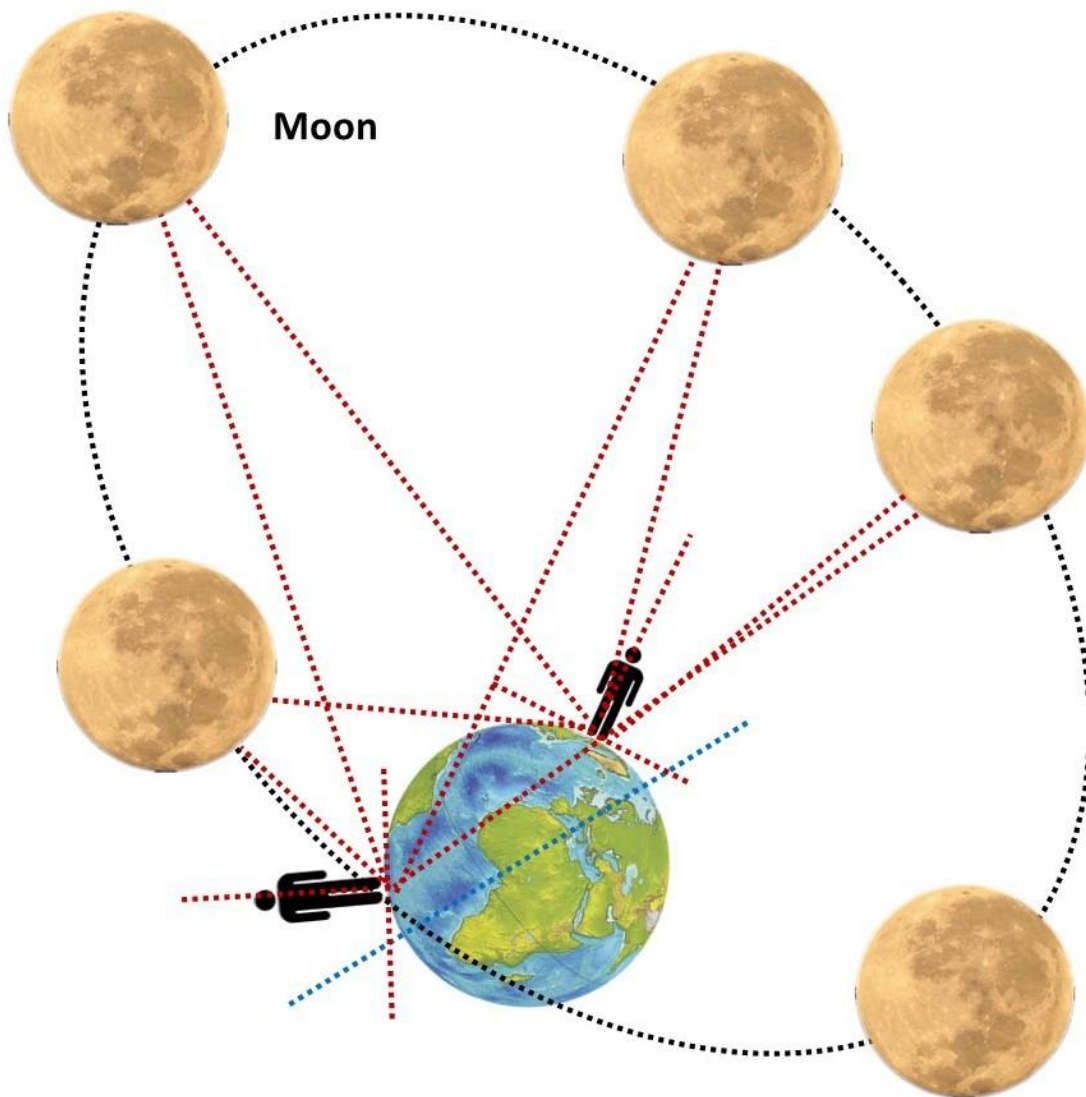


Figure 24

Figure 24 shows the projection. The Moon orbits above the Earth. That is why we always see the Moon at its bottom.

For the doubters, I would say, study what is written in this publication in practice, by comparing simple observations with the accepted standard projections, and then draw your conclusions.



Is this possible?

Figure 25

Everyone is free to (practically) use everything written in this booklet and to transfer the knowledge, provided that the source is cited (author WvEs).

Wim van Es

March 2024

A projection is a peculiar but common phenomenon in which an individual connects a content of the psyche with an object or being from the world around him, when in reality it is a property of his own inner life.



Carl Gustav Jung

ISBN: 978-90-9038367-5